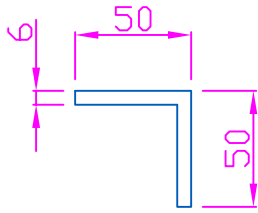
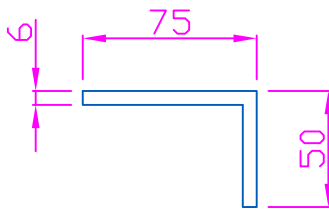


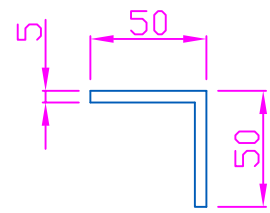
SIDE GUIDES AND ANGLES



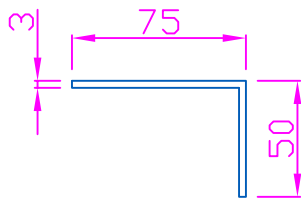
ALUM ANGLE
 50 x 50 x 6 MM



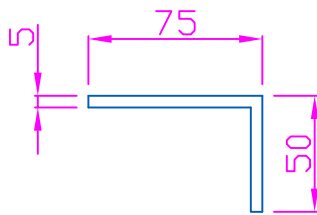
ALUM ANGLE
 75 x 50 x 6 MM



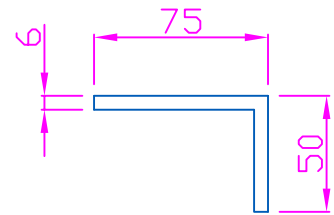
STEEL ANGLE
 50 x 50 x 5 MM
 BLACK MS



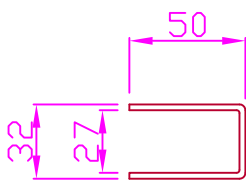
STEEL ANGLE
 75 x 50 x 3 MM



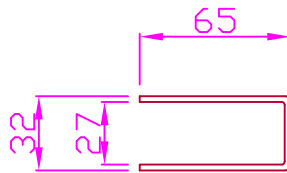
STEEL ANGLE
 75 x 50 x 5 MM



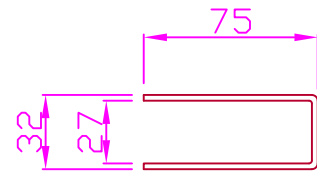
STEEL ANGLE
 75 x 50 x 6 MM
 BLACK MS



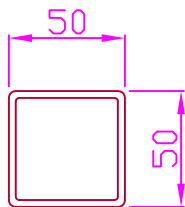
SIDE GUIDE
 50 x 32 x 2.5 MM



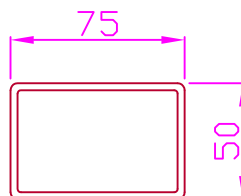
SIDE GUIDE
 65 x 32 x 2.5 MM



SIDE GUIDE
 75 x 32 x 2.5 MM



SIDE POST
 50 x 50 x 3 MM



SIDE POST
 75 x 50 x 3 MM

SIDE GUIDES AND ANGLES

SCALE

NTS

DOVER VANGUARD ROLLER SHUTTERS

Coldhurst Street
 Oldham lancs OL1 2DN
 UK

CONFIDENTIAL NOTE: This drawing and its designs, specifications and engineering information disclosed hereon are the property of DOVER VANGUARD ROLLER SHUTTER P/L and are not to be disseminated or reproduced without express written consent. The drawing is loaned in confidence and then only for consideration of the matter disclosed hereon. In accepting loan of this drawing, the recipient agrees to keep it and the matter disclosed hereon in confidence and not to use nor permit their use in any way detrimental to DOVER VANGUARD ROLLER SHUTTER P/L.

DRAWN
 H.P.L.Y

CHECK:
 T.N

DATE
 25/06/09

SPONSOR:

DWG No:

PART No:

DOV-0008